

Clothing Size Charts

Am I an “XS”, “S”, “M”, “L”, “XL”...? What do these sizes correspond to...?

When buying clothes on W, sizing becomes more complicated: there is a great variety of sizes. Many sellers use American sizes (sizes from 0 to 18 for the top or from 26 to 38 for the bottom), some use European, US sizes (from 32 to 48) and others use standard or Asian sizes (S / M / L / XL).

In this table you can see the equivalence between sizes:

Adult clothing size conversion chart **AliXBLOG**

WOMEN (dresses, tops, jackets..)									
Asian size	S	M	L	XL	2XL	3XL	4XL	5XL	6XL
Standard size	XS	S	M	L	XL	2XL	3XL	4XL	5XL
U.S & Canada	2	4	6	8	10	12	14	16	18
Europe	34	36	38	40	42	44	46	48	50
Australia	6	8	10	12	14	16	18	20	22
New Zealand	6	8	10	12	14	16	18	20	22
Africa	6	8	10	12	14	16	18	20	22
UK	6	8	10	12	14	16	18	20	22

WOMEN (pants, skirts...)									
Asian size	S	M	L	XL	2XL	3XL	4XL	5XL	6XL
Standard size	XS	S	M	L	XL	2XL	3XL	4XL	5XL
U.S & Canada	28	30	31	32	33	34	36	38	40
Europe	34	36	38	40	42	44	46	48	50
Australia	6	8	10	12	14	16	18	20	22
New Zealand	6	8	10	12	14	16	18	20	22
Africa	30	32	34	36	38	40	42	44	46
UK	6	8	10	12	14	16	18	20	22

MEN (shirts, jackets...)									
Asian size	S	M	L	XL	2XL	3XL	4XL	5XL	6XL
Standard size	XS	S	M	L	XL	2XL	3XL	4XL	5XL
U.S & Canada	8	10	12	14	16	18	20	22	24
Europe	34	36	38	40	42	44	46	48	50
Australia	6	8	10	12	14	16	18	20	22
New Zealand	6	8	10	12	14	16	18	20	22
Africa	6	8	10	12	14	16	18	20	22
UK	6	8	10	12	14	16	18	20	22

MEN (pants, jeans...)									
Asian size	S	M	L	XL	2XL	3XL	4XL	5XL	6XL
Standard size	XS	S	M	L	XL	2XL	3XL	4XL	5XL
U.S & Canada	30	32	34	36	38	40	42	44	46
Europe	40	42	44	46	48	50	52	54	56
Australia	34	36	38	40	42	44	46	48	50
New Zealand	34	36	38	40	42	44	46	48	50
Africa	34	36	38	40	42	44	46	48	50
UK	34	36	38	40	42	44	46	48	50

As with shoes, knowing the seller's size format and converting it to our usual size is not the best option: sometimes it is difficult to interpret what size the seller uses, it may be that the pattern of their sizes is different from your usual size and in case there's any issues with your disputes it will be difficult to get proof that the seller has made a mistake, because what matters are the measurements.

That is why it is much better to follow these steps:

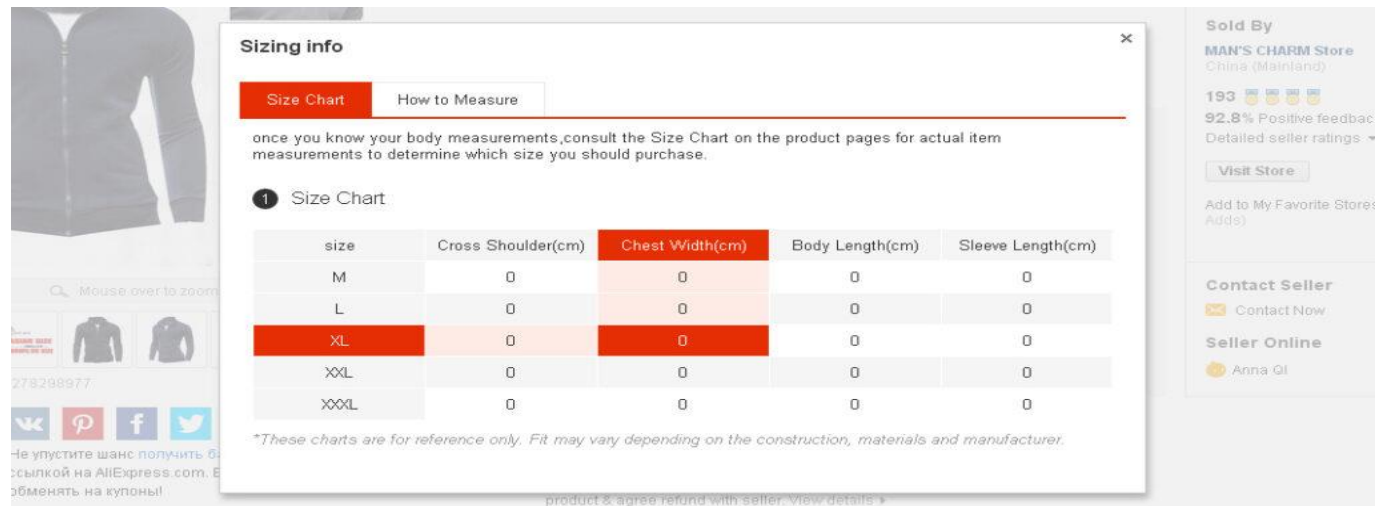
- Look for the table of measures in the product sheet, with the equivalence in centimeters.
 - Compare with our measurements to choose the one that suits us the most.
- With these two simple steps you will find your ideal size (with a minimal error margin). And if the garment you receive is very different in terms of dimensions, it will be easier for you to get your money back.

Even if the garment arrives with the correct label, we can provide photos of the different dimensions of the garment. By attaching the seller's measurement table, you will be able to prove that they do not match and ELITSHOP manufactures and sellers will refund your money.

Below we explain how to measure yourself correctly and which are the most common measurements.

How to know how much the clothes measure in centimeters / inches

As is the case with shoes, ELITSHOP manufactures and sellers will show you the equivalence in centimeters of each size just by hovering your mouse over it. Considering you have to check several measurements, we recommend you to click on "Size Information" to see the difference between different sizes.



Sizing info

Size Chart | How to Measure

once you know your body measurements, consult the Size Chart on the product pages for actual item measurements to determine which size you should purchase.

1 Size Chart

size	Cross Shoulder(cm)	Chest Width(cm)	Body Length(cm)	Sleeve Length(cm)
M	0	0	0	0
L	0	0	0	0
XL	0	0	0	0
XXL	0	0	0	0
XXXL	0	0	0	0

*These charts are for reference only. Fit may vary depending on the construction, materials and manufacturer.

product & agree refund with seller. View details

Sold By
MAN'S CHARM Store
China (Mainland)

193
92.8% Positive feedback
Detailed seller ratings

Visit Store

Add to My Favorite Stores
(Add)

Contact Seller
Contact Now

Seller Online
Anna GI

From the app it works the same way.

Not all sellers have this system available but don't worry, if you scroll down you will get to the description of the garment where you will also find the table with all the measurements in centimeters.

Size								
Size	Shoulder		Bust		Length		Sleeve	
	inch	cm	inch	cm	inch	cm	inch	cm
S	13.4	34.0	33.9	86.0	23.6	60.0	21.3	54.0
M	13.8	35.0	35.4	90.0	24.4	62.0	22.0	56.0
L	14.2	36.0	37.0	94.0	25.2	64.0	22.8	58.0
XL	14.6	37.0	38.6	98.0	26.0	66.0	23.6	60.0
2XL	15.0	38.0	40.2	102.0	26.8	68.0	24.4	62.0
3XL	15.4	39.0	41.7	106.0	27.6	70.0	25.2	64.0
4XL	15.7	40.0	43.3	110.0	28.3	72.0	25.6	65.0
5XL	16.1	41.0	44.9	114.0	29.1	74.0	26.0	66.0

Others include a table in which they recommend a size according to your weight and height, but we still recommend you to confirm with the measurements in centimeters.

RECOMMEND SIZE CHART													
WEIGHT HEIGHT		50kg	55kg	60kg	65kg	70kg	75kg	80kg	85kg	90kg	95kg	100kg	105kg
		110lbs	120lbs	130lbs	143lbs	155lbs	165lbs	175lbs	188lbs	200lbs	210lbs	220lbs	230lbs
165cm	5'5"	M	M	L	XL	2XL	2XL	3XL	3XL	4XL			
170cm	5'7"	M	M	L	XL	2XL	2XL	3XL	3XL	4XL	5XL		
175cm	5'9"	M	L	L	XL	2XL	2XL	3XL	3XL	4XL	5XL	5XL	
180cm	5'11"		L	XL	XL	2XL	2XL	3XL	3XL	4XL	5XL	5XL	5XL
185cm	6'1"			XL	2XL	2XL	3XL	3XL	3XL	4XL	5XL	5XL	5XL
190cm	6'3"				2XL	2XL	3XL	3XL	4XL	4XL	5XL	5XL	5XL

You will have to be careful not to get confused with the measurements in centimeters (cm) and inches (in) as they are two totally different measurement systems. Therefore, before measuring yourself, make sure that the table is available with the information in your measurement system.

How to measure your body

Our recommendation for choosing clothes reliably is to use the tape measure to get your measurements. In order not to forget them, it is a good idea to write down all the measurements on a piece of paper and look at the notes to choose properly. These are the most common measurements.

- **Shoulder:** Size of the circumference of the shoulders, with the arms closed.
- **Bust:** Pass the tape under the armpits and measure the circumference at the widest part of the chest.
- **Length:** Refers to the length of the garment vertically, whether it is a T-shirt, dress, pants... It is used to compare with a similar garment.
- **Sleeve:** In this case it is the measurement of the sleeve, important if it is long sleeve. It is worth looking at a similar garment.
- **Waist:** Measure around the height where you normally wear pants, do not tighten the tape too much, it is advisable to put a finger between the tape measure and your body.
- **Hip:** Measure around the widest part of the hip.
- **Thigh:** Measure around the widest part of the thigh.



- 1 **Shoulder**
Measure from the shoulder seam to shoulder seam.
- 2 **Bust**
The fullest/widest part of the chest.
- 3 **Sleeve Length**
Measure from the shoulder seam to the end of the sleeve.
- 4 **Front Length**
The longest part, from the bust to the hem.



- 1 **Waist**
The smallest part of the waistline.
- 2 **Hip**
The widest part of the pants or skirt around the hip area.
- 3 **Pants Length**
The longest part, from the bust to the hem.

Rings

The cool and very cheap jewelry on ELITSHOP manufactures and sellers uses U.S. sizing:

Size (inches)	Size (mm)	Diameter (mm)	Australian size	British size	French size	German size	Italian size	Japanese size	Swiss size	U.S.A. size
1 7/8	48	15.27	I 1/2	I - 1/2	--	15.25	8	8	--	4 1/2
1 15/16	49	15.7	J 1/2	J 1/2	--	15.75	9.5	9	--	5
2	51	16.1	L	L	51 3/4	16	10.5	11	11.75	5 1/2
2 1/16	52	16.51	M	M	52 3/4	16.5	11.5	12	12.75	6
2 1/8	53	16.92	N	N	54	17	13	13	14	6 1/2
2 3/16	55	17.35	O	O	55 1/4	17.25	14.5	14	15.25	7
2 1/4	56	17.75	P	P	56 1/2	17.75	16	15	16 1/2	7 1/2
2 5/16	57	18.19	Q	Q	57 3/4	18	17	16	17.75	8
2 3/8	58	18.53	Q 1/2	Q 1/2	58	18.5	18.5	17	--	8 1/2
2 7/16	59	18.89	R 1/2	R 1/2	59 1/4	19	19.5	18	--	9
2 1/2	61	19.41	S 1/2	S 1/2	60 1/2	19.5	21	19	--	9 1/2
2 9/16	62	19.84	T 1/2	T 1/2	61 3/4	20	22	20	--	10
2 5/8	63	20.2	U 1/2	U 1/2	62 3/4	20.25	23.5	22	--	10 1/2
2 11/16	65	20.68	V 1/2	V 1/2	64 1/4	20.75	25	23	--	11
2 3/4	66	21.08	W 1/2	W 1/2	66	21	26.5	24	--	11 1/2
2 13/16	68	21.49	Y	Y	67 1/2	21.25	27.5	25	27.5	12
2 7/8	69	21.89	Z	Z	68 3/4	21.75	28.5	26	28.75	12 1/2
2 15/16	70	22.33	--	--	--	22	30	27	--	13

If you don't know your ring size, just measure the circumference of your finger and use this chart to choose your American size.

Turkey Clothing Size Charts US and Europe

ULUSLAR ARASI BEDEN ÇEVİRİ TABLOSU						
Beden	XS	S	M	L	XL	XXL
TÜRKİYE	34	36	38	40	42	44
İTALYA	38	40	42	44	46	48
İNGİLTERE	6	8	10	12	14	16
AMERİKA	2	4	6	8	10	12
FRANSA	34	36	38	40	42	44
DANİMARKA	32	34	36	38	40	42
AVUSTURALYA	8	10	12	14	16	18
ALMANYA	32	34	36	38	40	42

Erkek Beden Tablosu

Beden Ölçüsü (cm)	Small	Medium	Large	Xlarge	XXlarge
Boyun	35,5-37	37,5-40	40,5-42	42,4-44	44,5-46
Göğüs	86-92	94-102	104-112	114-122	124-132
Kol	81-83	83-86	86-89	89-91	91-93
Kol	83-86	86-89	89-91	91-94	94-97
Bel	28-30	31-34	35-38	40-42	44-46
Takım	37-38	39-41	42-44	46-48	50-52
Kemer	71-76	78-86	88-96	98-108	110-116

Beden Tablosu (BAYAN)

▼ Giyim					
Beden	TR/EU	Göğüs(cm)	Bel(cm)	Basen	İç (boy)
S	36 - 38	86-90	68-72	94-98	77
M	38 - 40	90-94	72-76	98-102	77
L	40 - 42	94-99	76-81	102-107	77
XL	42 - 44	99-104	81-86	107-112	77
XXL	44 - 46	104-109	86-91	112-117	77
XXXL	46 - 48	109-114	91-96	117-122	77
XXXXL	48 - 50	114-119	96-101	122-127	77

Beden Tablosu (Erkek)

▼ Giyim					
Beden	TR/EU	Göğüs(cm)	Yaka	Kolboy (omuz)	İç (boy)
S	40	91-96	38	75	78,5
M	42	96-101	41	77	80
L	44	101-106	43	78,5	82
XL	46	106-111	44	80,5	82
XXL	48	111-116	46	80	77,5
XXXL	50	116-121	48	81	78
XXXXL	52	121-126	50	82	79

Beden Tablosu (ERKEK ÇOCUK)

▼ Giyim					
Yaş	Boy	Göğüs(cm)	Bel	Basen	İç Boy
1-2 yaş	86-92	50-52,5	49-50,5	51-53	34-38
3-4 yaş	98-104	54,5-56	52,5-54	57-60	41-45,5
5-6 yaş	110-116	58-60	55-56	62-64	49-52
7-8 yaş	122-128	62,5-65	57-59	66-68	56-59
9-10 yaş	134-140	68-71	61-63	71-75	62-65
11-12 yaş	146-152	74,5-78	65,5-68	78-82	67-70,5
13-14 yaş	158-164	82-86	70,5-73	85-89	73,5-76
15-16 yaş	170-176	90-92	75,5-78	92-94	79-82

Beden Tablosu (KIZ ÇOCUK)

▼ Giyim					
Yaş	Boy	Göğüs(cm)	Bel	Basen	İç Boy
1-2 yaş	86-92	50-52,5	49-50,5	51-53	34-38
3-4 yaş	98-104	54,5-56	52,5-54	57-60	41-45,5
5-6 yaş	110-116	58-60	55-56	62-64	49-52
7-8 yaş	122-128	62,5-65	57-58	66-70	56-60
9-10 yaş	134-140	68-71	59,5-61	74-76	63-66
11-12 yaş	146-152	74-77	62,5-64	80-84	69-71,5
13-14 yaş	156-160	79,5-82	65-67	86-88	74,5 77
15-16 yaş	164-170	88-90	71,5-73	94-96	77-77

Göğüs :

Mezurayı göğüsünüzün üzerinden en geniş noktasına yerleştirerek, göğsünüzün çecresi için ölçüm yapın

Bel :

Ellerinizi belinize koyun. Elinizin bulunduğu nokta bel noktasıdır. O noktadan belinizin çevresini ölçün.

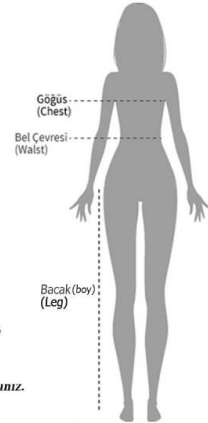
İç Bacak Boyu :

Bacak içini en üst çatal noktasından bilek kemiğine kadar ölçün.

-Mezurayı düz tutmaya: yerel paralel olarak şekilde, kaydırmamaya dikkat etmelisiniz.

-Ölçü alırken kendinizi rahat bırakmalı, nefesinizi tutmamalı ve göğüs kafesini şişirmeden ölçü almalısınız.

-Ölçü alırken çıplak benden üzerinden almalısınız



Göğüs :

Mezurayı göğüsünüzün üzerinden en geniş noktasına yerleştirerek, göğsünüzün çecresi için ölçüm yapın

Bel :

Ellerinizi belinize koyun. Elinizin bulunduğu nokta bel noktasıdır. O noktadan belinizin çevresini ölçün.

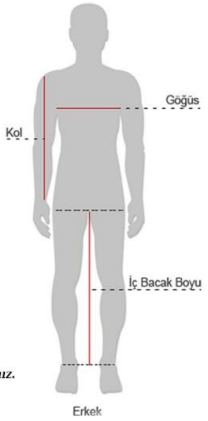
İç Bacak Boyu :

Bacak içini en üst çatal noktasından bilek kemiğine kadar ölçün.

-Mezurayı düz tutmaya: yerel paralel olarak şekilde, kaydırmamaya dikkat etmelisiniz.

-Ölçü alırken kendinizi rahat bırakmalı, nefesinizi tutmamalı ve göğüs kafesini şişirmeden ölçü almalısınız.

-Ölçü alırken çıplak benden üzerinden almalısınız



Göğüs :

Mezurayı göğüsünüzün üzerinden en geniş noktasına yerleştirerek, göğsünüzün çecresi için ölçüm yapın

Bel :

Ellerinizi belinize koyun. Elinizin bulunduğu nokta bel noktasıdır. O noktadan belinizin çevresini ölçün.

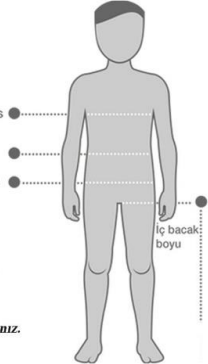
İç Bacak Boyu :

Bacak içini en üst çatal noktasından bilek kemiğine kadar ölçün.

-Mezurayı düz tutmaya: yerel paralel olarak şekilde, kaydırmamaya dikkat etmelisiniz.

-Ölçü alırken kendinizi rahat bırakmalı, nefesinizi tutmamalı ve göğüs kafesini şişirmeden ölçü almalısınız.

-Ölçü alırken çıplak benden üzerinden almalısınız



Göğüs :

Mezurayı göğüsünüzün üzerinden en geniş noktasına yerleştirerek, göğsünüzün çecresi için ölçüm yapın

Bel :

Ellerinizi belinize koyun. Elinizin bulunduğu nokta bel noktasıdır. O noktadan belinizin çevresini ölçün.

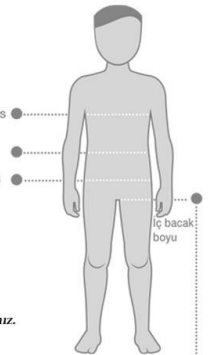
İç Bacak Boyu :

Bacak içini en üst çatal noktasından bilek kemiğine kadar ölçün.

-Mezurayı düz tutmaya: yerel paralel olarak şekilde, kaydırmamaya dikkat etmelisiniz.

-Ölçü alırken kendinizi rahat bırakmalı, nefesinizi tutmamalı ve göğüs kafesini şişirmeden ölçü almalısınız.

-Ölçü alırken çıplak benden üzerinden almalısınız



Pant Size Charts

ÖLÇÜLER (EN)	BEL ÖLÇÜSÜ (B) cm	KALÇA ÖLÇÜSÜ (K) cm
W 28	68 – 70	86 – 89
W 29	70 – 73	89 – 92
W 30	73 – 75	92 – 94
W 31	75 – 78	94 – 97
W 32	78 – 80	97 – 99
W 33	80 – 83	99 – 102
W 34	83 – 86	102 – 105
W 36	86 – 91	105 – 110
W 38	91 – 96	110 – 115
W 40	96 – 101	115 – 120
W 42	101 – 106	120 – 125

System		Sizes															
Europe		35	35½	36	37	37½	38	38½	39	40	41	42	43	44	45	46½	48½
Mexico							4.5	5	5.5	6	6.5	7	7.5	9	10	11	12.5
Japan	M	21.5	22	22.5	23	23.5	24	24.5	25	25.5	26	26.5	27.5	28.5	29.5	30.5	31.5
	W	21	21.5	22	22.5	23	23.5	24	24.5	25	25.5	26	27	28	29	30	31
U.K.	M	3	3½	4	4½	5	5½	6	6½	7	7½	8	8½	10	11	12	13½
	W	2½	3	3½	4	4½	5	5½	6	6½	7	7½	8	9½	10½	11½	13
Australia	M	3	3½	4	4½	5	5½	6	6½	7	7½	8	8½	10	11	12	13½
	W	3½	4	4½	5	5½	6	6½	7	7½	8	8½	9	10½	11½	12½	14
U.S. & Canada	M	3½	4	4½	5	5½	6	6½	7	7½	8	8½	9	10½	11½	12½	14
	W	5	5½	6	6½	7	7½	8	8½	9	9½	10	10.5	12	13	14	15.5
Russia & Ukraine *	W	33½	34		35		36		37		38		39				
Korea (mm.)		228	231	235	238	241	245	248	251	254	257	260	267	273	279	286	292
Inches		9	9 1/8	9 1/4	9 3/8	9 1/2	9 5/8	9 3/4	9 7/8	10	10 1/8	10 1/4	10 1/2	10 3/4	11	11 1/4	11 1/2
Centimeters		22.8	23.1	23.5	23.8	24.1	24.5	24.8	25.1	25.4	25.7	26	26.7	27.3	27.9	28.6	29.2
Mondopoint		228	231	235	238	241	245	248	251	254	257	260	267	273	279	286	292

Children

Shoes for children and babies

In the case of children's and babies' shoes, the system is the same as in the adult shoes explained above: the sizing can be in American, European or Chinese format.

Children's Shoe Sizes			
UK	European	US	Japan
4	20	4 ½ or 5	12 ½
4 ½	21	5 or 5 ½	13
5	21 or 22	5 ½ or 6	13 ½
5 ½	22	6	13 ½ or 14
6	23	6 ½ or 7	14 or 14 ½
6 ½	23 or 24	7 ½	14 ½ or 15
7	24	7 ½ or 8	15
7 ½	25	8 or 9	15 ½
8	25 or 26	8 ½ or 9	16
8 ½	26	9 ½	16 ½
9	27	9 ½ or 10	16 ½ or 17
10	28	10 ½ or 11	17 ½
10 ½ or 11	29	11 ½ or 12	18 or 18 ½
11 ½	30	12 ½	18
12	31	13	19 or 19 ½
12 ½	31	13 or 13 ½	19 ½ or 20
13	32	1	20
13 ½	32 ½	1 ½	20 ½
1	33	1 ½ or 2	21
2	34	2 ½ or 3	22

Children's Clothing Sizes			
UK	European	US	Australia
12 m	80 cm	12-18 m	
18 m	80-86 cm	18-24 m	18 m
24 m	86-92 cm	23/24 m	2
2-3	92-98 cm	2T	3
3-4	98-104 cm	4T	4
4-5	104-110 cm	5	5
5-6	110-116 cm	6	6
6-7	116-122 cm	6X-7	7
7-8	122-128 cm	7 to 8	8
8-9	128-134 cm	9 to 10	9
9-10	134-140 cm	10	10
10-11	140-146 cm	11	11
11-12	146-152 cm	14	12

This table will be useful if the shoes are for a gift, but if you are buying for your children and you have the possibility to measure their feet, this option is much more recommendable.

Clothing for children and babies

The same happens with the clothing sizes, whose equivalence you have in this table:

Baby Sizing Chart

Age	Height cms	Weight Kgs	Height Inches	Europe	Australia	UK	USA
Premie	Under 40 cms	Under 3kg	Under 16 Inch		Prem	0 - 3 Months	Newborn-1m
Newborn	Under 50 cms	Under 3kg	Under 20 inch	56	0000	0 - 3 Months	Newborn-1m
2 - 3 Months	Under 50 Cms	Under 3kg	Under 20 inch	62	000	3 Months	Newborn-1m
3 - 6 Months	50 - 55	2.4 - 5	20 - 22	68	00	6 Months	3 - 6 Months
6 - 9 Months	52 - 58	5.5 - 7	21 - 23	74	0	9 Months	6 - 9 Months
9 - 12 Months	66 - 76	7 - 10.5	26 - 30	80	1	12 Months	9 - 12 Months
12 - 18 Months	76 - 84	10 - 13.5	27 - 31	86	18m	18 Months	12 - 18 Months
18 - 24 Months	81 - 89	12.5 - 16	32 - 36	92	2	23/24 Months	24 Months
3 Years	89 - 94	15 - 18	36 - 38	98	3	2A	2T
4 Years	95 - 102.5	15 - 20	38 - 41	104	4	3A	4T
5 Years	102.5 - 107.5	17 - 20.5	41 - 43	110	5	4A	5
6 Years	107.5 - 112.5	19.5 - 20.4	43 - 45	116	6	5A	6
7 Years	112.5 - 120	24.5 - 29.5	45 - 48	122	7	6A	6X - 7
8 Years	120 - 125	29.5 - 37.5	48 - 50	128	8	7A	7 to 8
9 Years	125 - 130	37.5 - 47.5	50 - 52	134	9	8A	9 - 10
10 Years	130 - 137.5	-	52 - 55	140	10	10A	12

How to measure Your child's height

- Make sure you measure from the base of the heel to the top of the head
- Match a combination of weight and height when determining size

But even here, we do not recommend you to buy a garment relying only on the equivalences. In the product description you will find instructions from the seller to measure your child and make sure you get the right size.

Other sizes

Finally, let's review how to find your size for less common products such as hats, gloves, underpants, bras, panties, socks...

Underwear (briefs, bras, panties, socks)

Let's start with the easy part. To find panties and briefs you simply use the same system we showed you in the clothing sizing section. It's pretty simple, just measure yourself with a tape measure around where you usually wear your underpants / briefs. Then you go to the conversion chart and see what size you are.

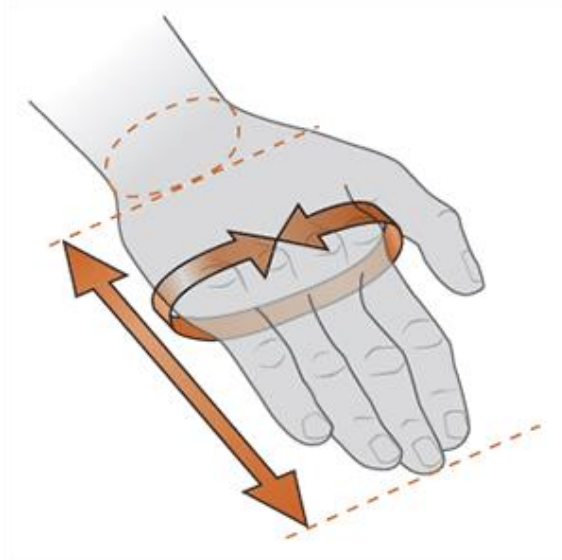
For bras, you can also use the tape measure if the cup measurement system is not the one you use in your country. This is how you have to measure (the bust at 45 degrees to determine cup size and the bottom of the breasts to determine band size):

For socks, simply use the steps we taught you in the shoes section. Sock sizes work the same as shoe sizes. The only difference is that they go in ranges, such as European size 39 to 42 is size M (if my foot size falls in this range then I would buy size M socks).

Gloves

If you want to buy gloves on ELITSHOP manufactures and sellers (whether they are dress gloves, motorcycle gloves, bike gloves...), the glove sizing process is very similar.

With the help of a tape measure get the measurement of the circumference of your wrist, then measure the distance between your wrist to your middle finger, as in the photo.



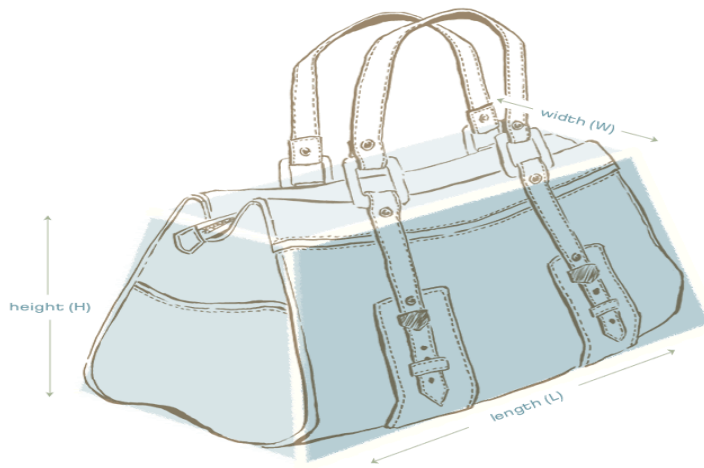
Sunglasses

Here are several photos that show you how to know the measurements and dimensions of other types of products. For example, to make sure you don't get sunglasses that are too big for you, sometimes it's worth taking a look at the dimensions of the product.



Handbags

The same applies to bags and briefcases. It is convenient to know more or less the dimensions it has so that it fits perfectly to your needs. For example, in the case of a briefcase, you should check if it is big enough to carry your laptop.



Watches

Finally, when choosing a watch it is also important to look at the size of the watch as it will not look the same on different wrists. That's why we recommend you look at the diameter of the watch case to see if it's too big for your wrist, although you may like it that way.

In many watches there are versions for men and women with different case diameters and strap lengths.




Jewelry Finger Sizes for Chine And EU/US

RING SIZE CHART

US Size	RU Size	UK/EU Size	Finger Diameter (in mm)	Finger Circumference (in mm)
5	15 3/4	J 1/2	15.7	49.3
5.5	16	K 1/2	16.1	50.6
6	16 1/2	L 1/2	16.5	51.9
6.5	17	M 1/2	16.9	53.1
7	17 1/4	N 1/2	17.3	54.4
7.5	17 3/4	O 1/2	17.7	55.7
8	18	P 1/2	18.1	57
8.5	18 1/2	Q 1/2	18.5	58.3
9	19	R 1/2	19	59.5
9.5	19 1/2	S 1/2	19.4	60.8
10	20	T 1/2	19.8	62.1
10.5	20 1/4	U 1/2	20.2	63.4
11	20 3/4	V 1/2	20.6	64.6
11.5	21	W 1/2	21	65.9
12	21 1/4	X 1/2	21.4	67.2
12.5	21 3/4	Z	21.8	68.5
13	22	Z+	22.2	69.7



If you can not find a matching size,pls contact us for resize in free.
Thank you!



To find your ring size, place your ring on top of any one of these circles. The size of your ring is where the red circle sits snugly around the inner circumference of the ring.

RING SIZE CONVERSION TABLE

INCHES	MM	HK	JAP	USA	UK	FRA	GER	SWIT
.52	13.21	3	2	2	D	41.5	13.25	1.5
.536	13.61	5	3	2.5	E	42.75	13.75	2.75
.553	14.05	6	4	3	F	44	14	4
			5		G	45.25		5.25
.569	14.45	7.5		3.5			14.5	
			6.5	3.75	H	46.5		6.5
.585	14.86	9	7	4	H.5		15	
				4.25	I	47.75		7.75
.601	15.27	10	8	4.5	I.5		15.25	
					J	49		9
.618	15.70	11	9	5	J.5		15.75	
					K	50		10
.634	16.10	12		5.5	L	51.75	16	11.75
			11		L.5			
.650	16.51	13	12	6	M	52.75	16.5	12.75
.666	16.92	14.5	13	6.5	N	54	17	14
.683	17.35	16	14	7	O	55.25	17.25	15.25
.699	17.75	17	15	7.5	P	56.5	17.75	16.5
.716	18.19	18	16	8	Q	57.75	18	17.75
.732	18.59	19	17	8.5			18.5	
					R	59		19
.748	18.99	20.5	18	9			19	
					S	60.25		20.25
.764	19.41	22	19	9.5			19.5	
					T	61.5		21.5
.781	19.84	23	20	10	T.5		20	
			21	10.25	U	62.75		22.75
.797	20.24	24	22	10.5	U.5		20.25	
					V	63.75		23.75



Shoes

The standard size format in ELITSHOP manufacturers and Sellers for shoes is the American one (the one that is 6.5 | 7 | 7.5 | 7.5 | 8 | 8.5 ...), however, you will get some sellers using the Chines and European system. These two can be difficult to identify at a single glance, as the most common shoes sizes in both systems range around 39 to 46.

This can lead to some confusion as they use very similar numbering, so be ware.

How does it work? Very easy, you just have to locate your country in the table. If your country does not appear or you do not know your equivalence in the European size, go to method 2.

For example, let's say you live in Europe or you know what size you wear in the European system and you want to know what size you are in Chinese shoes. Let's say you are a 40 in Europe. Now you just have to follow the Europe line until you find the size 40.

As we know that in ELITSHOP manufacturers and Sellers almost always use the American size, you will go down the column until you find the U.S & Canada row. You will see that there are two rows, one with an M (men) and one with a W (women). So if I you're a woman, your shoe size on in ELITSHOP manufacturers and Sellers would be a 9 and if you're a man it would be a 7.5.

Here you can see the conversion table:

System		Sizes															
Europe		35	35½	36	37	37½	38	38½	39	40	41	42	43	44	45	46½	48½
Mexico							4.5	5	5.5	6	6.5	7	7.5	9	10	11	12.5
Japan	M	21.5	22	22.5	23	23.5	24	24.5	25	25.5	26	26.5	27.5	28.5	29.5	30.5	31.5
	W	21	21.5	22	22.5	23	23.5	24	24.5	25	25.5	26	27	28	29	30	31
U.K.	M	3	3½	4	4½	5	5½	6	6½	7	7½	8	8½	10	11	12	13½
	W	2½	3	3½	4	4½	5	5½	6	6½	7	7½	8	9½	10½	11½	13
Australia	M	3	3½	4	4½	5	5½	6	6½	7	7½	8	8½	10	11	12	13½
	W	3½	4	4½	5	5½	6	6½	7	7½	8	8½	9	10½	11½	12½	14
U.S. & Canada	M	3½	4	4½	5	5½	6	6½	7	7½	8	8½	9	10½	11½	12½	14
	W	5	5½	6	6½	7	7½	8	8½	9	9½	10	10.5	12	13	14	15.5
Russia & Ukraine *		W	33½	34	35	36	37	38	39	40	41	42	43	44	45	46	47
Korea (mm.)		228	231	235	238	241	245	248	251	254	257	260	267	273	279	286	292
Inches		9	9 1/8	9 1/4	9 3/8	9 1/2	9 5/8	9 3/4	9 7/8	10	10 1/8	10 1/4	10 1/2	10 3/4	11	11 1/4	11 1/2
Centimeters		22.8	23.1	23.5	23.8	24.1	24.5	24.8	25.1	25.4	25.7	26	26.7	27.3	27.9	28.6	29.2
Mondopoint		228	231	235	238	241	245	248	251	254	257	260	267	273	279	286	292

Recommended method: measure your foot

However, finding out what size format the seller uses and then converting it to your countries size is NOT a good idea for various reasons: its hard work, you should never trust the size the seller indicates, and because it is difficult to win a dispute arguing that the seller's sizing is not correct.

Instead what you have to do is:

1. Take a look at the product sheet and find the shoe sizes in centimeters (CM).
2. Measure your feet.

This fool proof method almost never fails and you will be completely covered if you needed to open a dispute.

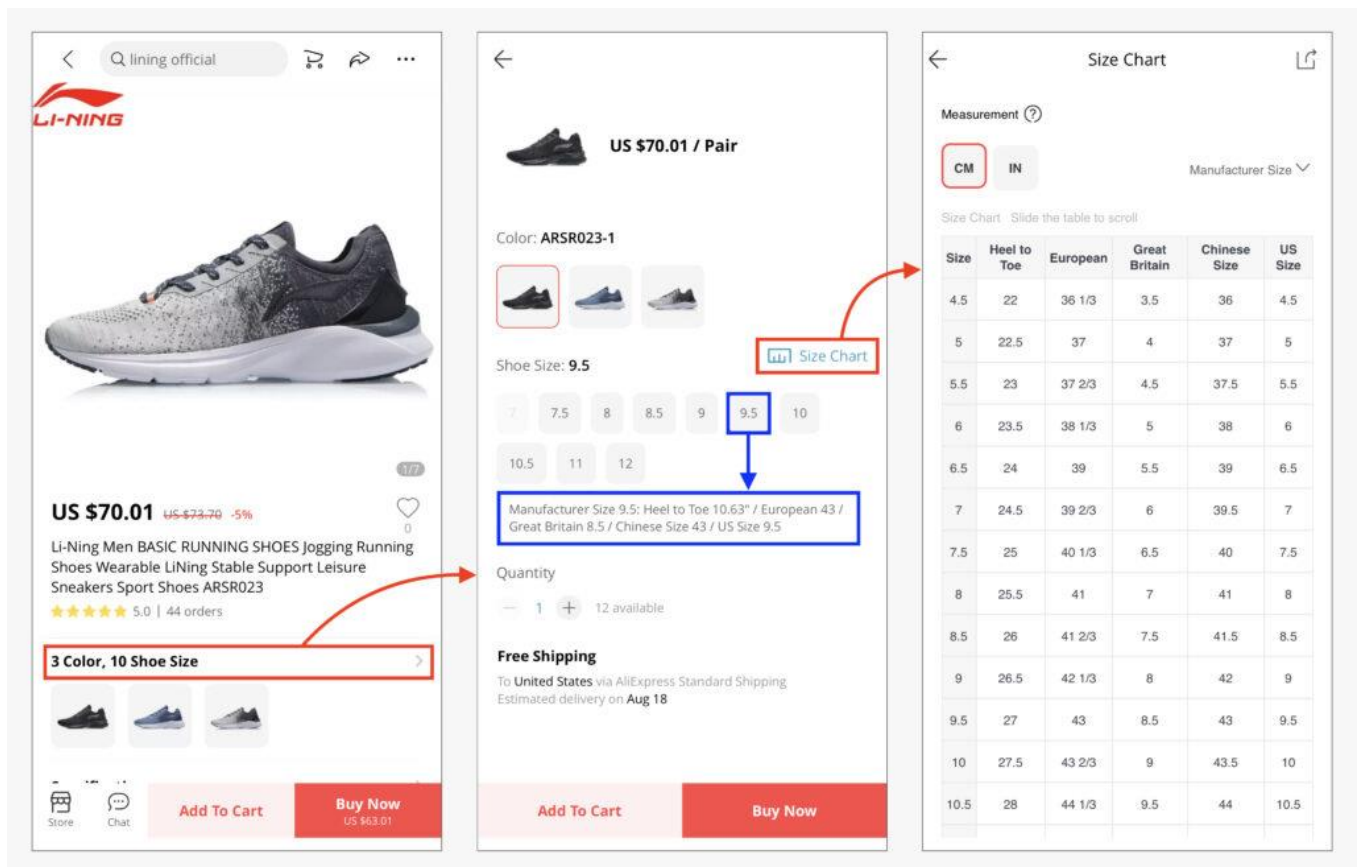
You would only have to send a photo measuring the shoe that has arrived. If these measurements do not match those advertised on the sellers page, in ELITSHOP manufacturers and Sellers will have no option but to refund you.

Below we explain how to measures your foot correctly in centimeters.

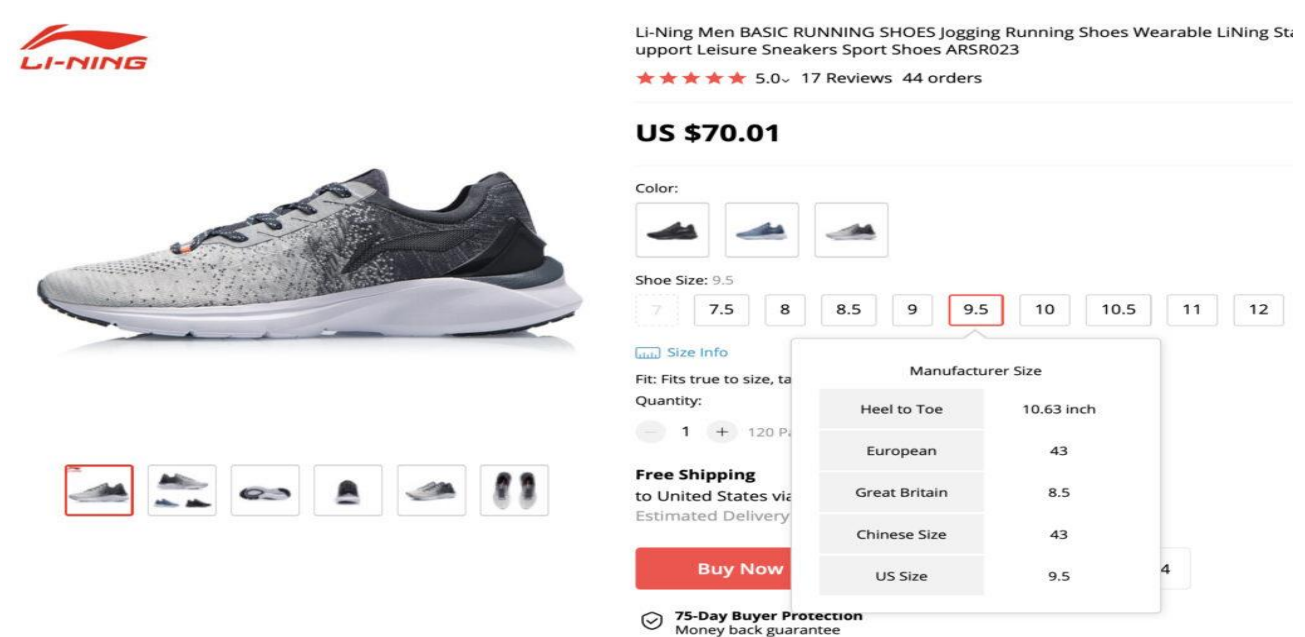
Where can you find the conversion table in centimeters

In recent years in ELITSHOP manufacturers and Sellers has improved greatly when it comes to helping consumers determine their size. Now, in most products, centimeters appear as a column in the size section.

In the app, you have to click on the product image and then on each size.



On the web version, hover your mouse over each size:



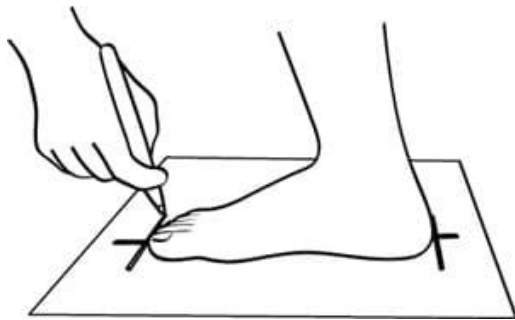
This is true for most products, but it may happen that the seller has not uploaded the size information, in which case you have to go to the product description, where the seller will have uploaded an image with the necessary conversions.

Remember that in the app you can get to the description by clicking on “Item Description” and on the web you just have to scroll down. You can't miss it!

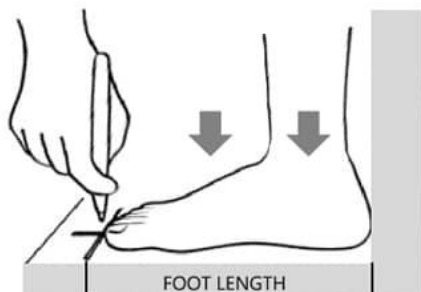
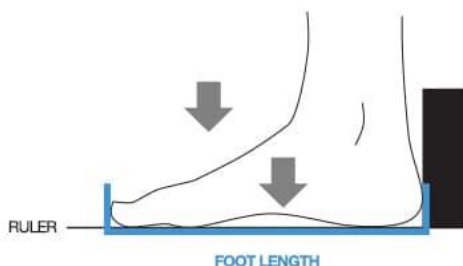
How to measure your foot

If you are doing it alone it can be a bit tricky, but the good news is that if you're an adult, you only have to do it once time.

Put your foot on top and mark the length between heel and toe. This is the famous measurement in centimeters that all retailers show.



You can also lean your heel against the wall and make just one mark. Now you can go to the seller's table and choose your size. If you are between two sizes, choose the larger one.



Frequently asked questions and tips

Chinese sizing is smaller than Western sizing

The Chinese / Asian sizing is characterized by being smaller than the European or American because the Asians are physically different.

If you have always been a M in Europe, do not trust and think that the M shirt you have seen on ELITSHOP manufactures and sellers will fit you like a glove.

Sizes vary depending on the seller

Do not make the mistake of thinking “last time I bought a M on ELITSHOP manufactures and sellers it was fine, so I will always be a size M in China”.

As there is no uniform sizing system on ELITSHOP manufactures and sellers, you should always make sure that the size is going to fit you (and here's how to do it).

Sizing is not always in Chinese format

On ELITSHOP manufactures and sellers most sellers are from China, but they don't always use Asian sizes. There are stores that use European or American sizing, as they are focused on the international market.

For example, shoe sizes are almost always in American format.

Look at the product data sheet

It is in the seller's interest that you get the size right the first time to avoid problems with returns, so they will make it easy for you to choose the right size.

That's why on most products you can find size charts with very detailed information. In this article we have explained you where to find them, both in the app and web.

They look like this:

 Men shoes size							
US	7	8	8.5	9.5	10	11	11.5
UK	6.5	7.5	8	9	9.5	10.5	11
EUR	40	41 1/3	42	43 1/3	44	45 1/3	46
CM	24.5~25	25.5~26	26~26.5	27~27.5	27.5~28	28.5~29	29~29.5
Women shoes size							
US	5	6	6.5	7.5	8	9	
UK	3.5	4.5	5	6	6.5	7.5	
EUR	36	37 1/3	38	39 1/3	40	41	
CM	21.5~22	22.5~23	23~23.5	24~24.5	24.5~25	25.5~26	

Contact the seller

If you still have doubts about sizing on ELITSHOP manufactures and sellers, it is best to contact the seller directly. We also recommend you to look at consumer reviews as they will usually give an indication if the sizes are actually a little bigger or smaller than what it says on the charts (this also applies to clothing sizes).

Can I change the size of my garment?

If the measurements of the garment match the seller's description but it doesn't fit, the only way to get our money back is to return the product.

But if we have bought from a warehouse in China, the shipping may be more expensive than the garment itself, so we recommend you to look at ELITSHOP manufactures and seller resale groups that you can find on social media.

The size does not correspond to the description

A very different case is that we have done our part and the measurements of the garment that we receive are very different from those advertised by the seller.

If the seller offers a free return, we can send it to them, but if not, ask for a full refund without shipping claiming that shipping is very expensive and it is not your fault. Add photos measuring the garment to your dispute and a screenshot of the seller's measurement chart.